

E-DAT modul Cat.6A 8(8)
E-DAT modul K Cat.6A 8(8)
AWG 26/1 - 22/1, AWG 26/7 - 22/7

8972/899379

- de** Montagehinweis für den Installateur
- en** Mounting note for the installer
- fr** Instructions d'installation pour l'installateur

Modul T568A 130910-I



Keystone T568A/T568B 130910KI



Modul T568B 130910-I-B1



i HINWEIS / NOTE / NOTICE

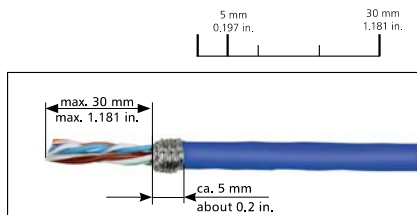
Anschlussfehler vermeiden!
Vor dem Anschluss Montageanleitung sorgfältig lesen!
Avoid connection errors!
Read installation instructions carefully before connecting!
Eviter des erreurs de raccordement !
A lire attentivement avant de procéder au raccordement !

! WARNUNG / WARNING / AVERTISSEMENT

! Achtung!
Ausstecken (Ziehen des RJ45-Steckers) nur bei zuvor ausgeschaltetem Gerät ohne Spannung. Ausstecken, insbesondere wiederholtes Ausstecken unter Spannung (bei Verwendung von Power over Ethernet PoE) kann zu Schäden an den Kontakten der RJ45-Steckverbindung führen.
! Attention!
Before unplugging the RJ45 plug make sure that the device is switched off and is no longer energised. Unplugging, particularly repeated unplugging of an energised device (when using Power over Ethernet PoE) may damage the contacts of the RJ45 plug connection.
! Attention!
Débrancher la fiche RJ45 seulement après avoir éteint l'appareil et l'avoir mis hors tension. Un débranchement sous tension, surtout répété, peut causer des dommages aux contacts de la connexion RJ45 en cas d'utilisation Power over Ethernet (PoE).

Anschlussbelegung / PIN assignments
Affectation des fils aux contacts

PIN Nr. / No. / contact no.	T568A	T568B
1	WH-GN	WH-OG
2	GN	OG
3	WH-OG	WH-GN
4	BU	BU
5	WH-BU	WH-BU
6	OG	GN
7	WH-BN	WH-BN
8	BN	BN



Schirmgeflecht 5 mm über den Kabelmantel aufbringen.
Wrap the braided shield 5 mm over the cable sheath.
Enrouler le blindage tressé 5 mm autour du gainage.

i HINWEIS / NOTE / NOTICE

de Zusätzliche Informationen und weiterführende Dokumentationen stehen zum Download unter www.metz-connect.com für Sie bereit.

E-DAT modul Cat. 6A 8(8)
Buchse T568A

130910-I



E-DAT modul Cat. 6A 8(8)
Buchse T568B

130910-I-B1



E-DAT modul K
Cat. 6A 8(8) Buchse

130910KI



en More detailed information and documentation are available as download at www.metz-connect.com

E-DAT modul Cat. 6A 8(8)
Jack T568A

130910-I



E-DAT modul Cat. 6A 8(8)
Jack T568B

130910-I-B1



E-DAT modul K
Cat. 6A 8(8) Jack

130910KI



fr Des informations et documentations supplémentaires comme la fiche technique sont disponibles pour téléchargement sur www.metz-connect.com.

E-DAT modul Cat. 6A 8(8)
Connecteur femelle T568A

130910-I



E-DAT modul Cat. 6A 8(8)
Connecteur femelle T568B

130910-I-B1



E-DAT modul K Cat. 6A 8(8)
Connecteur femelle

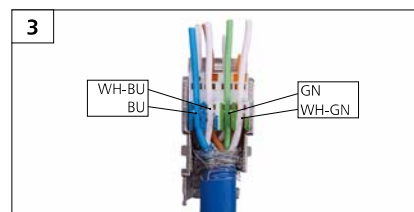


130910KI



de Kabelmontage T568A

en Cable Termination T568A

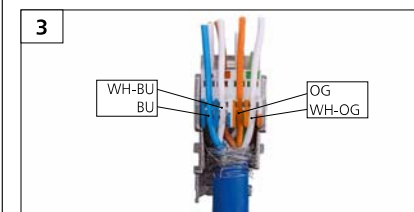
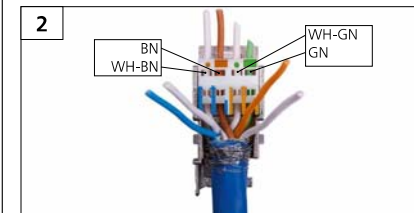

fr Installation d'un câble T568A



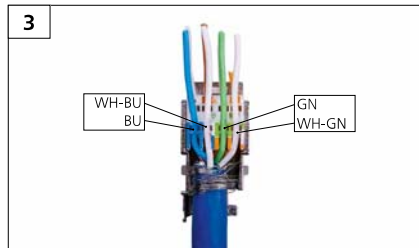
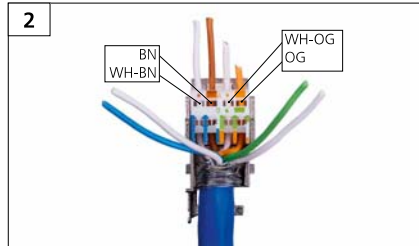

de Kabelmontage T568B

en Cable Termination T568B

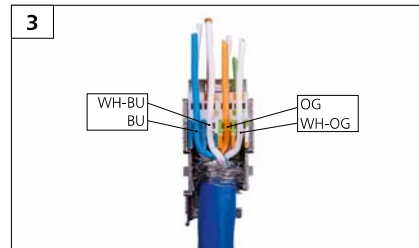


fr Installation d'un câble T568B






- de Kabelmontage Keystone T568A
- en Cable Termination Keystone T568A
- fr Installation d'un câble Keystone T568A




- de Kabelmontage Keystone T568B
- en Cable Termination T568B
- fr Installation d'un câble T568B



- de Kabelmontage
- en Cable Termination
- fr Installation d'un câble



- de Potentialausgleich
- en Potential equalisation
- fr Compensation de potentiel



Optionaler Potentialausgleich mit 2,8 mm Flachstecker
 Optional potential equalisation with 2.8 mm flat plug
 Compensation de potentiel optionnelle par languette à 2,8 mm

- de Demontage
- en Disassembly
- fr Démontage

