



## Bajonett Steckverbinder

### *Bayonet connectors*

#### **Kabelsteckverbinder**

- Steckverbinder mit Bajonettverriegelung
- Schutzart IP40 <sup>1)</sup>
- Integrierte Kabelzugentlastung
- Transparenter Kabelknickschutz


#### **Cable Connector**

- Connector with bayonet locking
- Degree of protection IP40 <sup>1)</sup>
- Internal strain relief
- Transparent cable bushing



Aufbau des Steckverbinders:  
Construction of the connector:

Kabelstecker und  
Flanschdose  
Male cable connector and  
female socket connector



Schirmblech (Sonderausführung)  
Shielding sheet (special version)

- ü
- Ti
- SI IP40
- SI IP67
- Bajonett
- MPP IP67
- PP IP67
- M9 IP40
- M9 IP67
- SI IP67
- Bajonett
- PP IP67
- M16 IP40
- M16 IP67
- M23
- Bajonett
- M25
- RD24
- RD30
- M5
- M8
- M12-A
- VL
- Verteiler
- M12-B
- M12-D
- M12-US
- M18
- 7/8"
- BF-A
- BF-B
- BF-C
- R

**Leistungs Steckverbinder Serie 690**  
**Power connectors series 690**

Bezeichnung  
Description

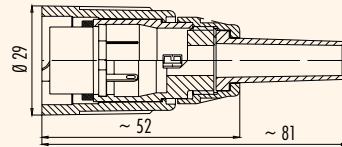
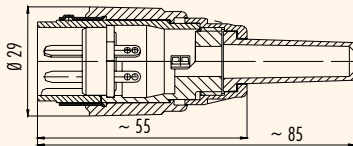
Kabelstecker  
Male cable connector

Kabeldose  
Female cable connector

Abbildung  
Figure



Maßzeichnung  
Drawing



Bestell-Nr.  
Ordering-No.

Polzahl Contacts	Bestell-Nr. Ordering-No.
3	09-0055-00-03
5	09-0059-00-05
7	09-0063-00-07
12	09-0467-00-12

Polzahl Contacts	Bestell-Nr. Ordering-No.
3	09-0056-00-03
5	09-0060-00-05
7	09-0064-00-07
12	09-0468-00-12

Technische Daten  
Specifications

	3	5	7	12	
Polzahl	3	5	7	12	Number of contacts
Steckverbinder Verriegelung	bajonett/bayonet				Connector locking system
Anschlussart	löten/solder				Termination
Anschlussquerschnitt	max. 2,5 mm <sup>2</sup> (max. AWG 16)		max. 0,75 mm <sup>2</sup> (max. AWG 20)		Wire gauge
Kabeldurchlass	5-8 mm				Cable outlet
Schutzart	IP40				Degree of protection
Mechanische Lebensdauer	> 500 Steckzyklen/> 500 mating cycles				Mechanical operation
Obere Grenztemperatur	+ 85 °C				Upper temperature
Untere Grenztemperatur	- 40 °C				Lower temperature
Bemessungsspannung	250 V		125 V		Rated voltage
Bemessungs-Stoßspannung	2500 V		1500 V		Rated impulse voltage
Verschmutzungsgrad	I				Pollution degree
Überspannungskategorie	II				Overvoltage categorie
Isolierstoffgruppe	III				Material group
Bemessungsstrom (40°C)	10 A		5 A		Rated current (40 °C)
Durchgangswiderstand	≤ 5 mΩ		≤ 8 mΩ		Contact resistance
Material Kontakt	Stift/pin CuZn (Messing/brass), Buchse/socket CuSn (Bronze/bronze)				Material of contact
Kontaktoberfläche	Ag (Silber/silver) Stift 7+12 pol. CuZnSn (male contact 7+12 contacts CuZnSn)				Contact plating
Material Kontaktkörper	PET (UL 94 V-0)				Material of contact body
Material Gehäuse	GD-Al (eloxiert/anodized)				Material of housing

## Leistungs Steckverbinder Serie 690 Power connectors series 690

Bezeichnung Description	Flanschstecker Male socket	Flanschdose Female socket	Flanschdose mit Schirmblech Female socket with shielding sheet																														
Abbildung Figure																																	
Maßzeichnung Drawing	<p>Ansicht ohne Polbild View without contacts</p>	<p>Ansicht ohne Polbild View without contacts</p>	<p>Ansicht ohne Polbild View without contacts</p> <p>Schirmblech Shielding sheet</p>																														
Bestell-Nr. Ordering-No.	<table border="1"> <thead> <tr> <th>Polzahl Contacts</th> <th>Bestell-Nr. Ordering-No.</th> </tr> </thead> <tbody> <tr> <td>3</td> <td>09-0057-00-03</td> </tr> <tr> <td>5</td> <td>09-0061-00-05</td> </tr> <tr> <td>7</td> <td>09-0065-00-07</td> </tr> <tr> <td>12</td> <td>09-0469-00-12</td> </tr> </tbody> </table>	Polzahl Contacts	Bestell-Nr. Ordering-No.	3	09-0057-00-03	5	09-0061-00-05	7	09-0065-00-07	12	09-0469-00-12	<table border="1"> <thead> <tr> <th>Polzahl Contacts</th> <th>Bestell-Nr. Ordering-No.</th> </tr> </thead> <tbody> <tr> <td>3</td> <td>09-0058-00-03</td> </tr> <tr> <td>5</td> <td>09-0062-00-05</td> </tr> <tr> <td>7</td> <td>09-0066-00-07</td> </tr> <tr> <td>12</td> <td>09-0470-00-12</td> </tr> </tbody> </table>	Polzahl Contacts	Bestell-Nr. Ordering-No.	3	09-0058-00-03	5	09-0062-00-05	7	09-0066-00-07	12	09-0470-00-12	<table border="1"> <thead> <tr> <th>Polzahl Contacts</th> <th>Bestell-Nr. Ordering-No.</th> </tr> </thead> <tbody> <tr> <td>3</td> <td>09-0058-70-03</td> </tr> <tr> <td>5</td> <td>09-0062-70-05</td> </tr> <tr> <td>7</td> <td>09-0066-70-07</td> </tr> <tr> <td>12</td> <td>-</td> </tr> </tbody> </table>	Polzahl Contacts	Bestell-Nr. Ordering-No.	3	09-0058-70-03	5	09-0062-70-05	7	09-0066-70-07	12	-
Polzahl Contacts	Bestell-Nr. Ordering-No.																																
3	09-0057-00-03																																
5	09-0061-00-05																																
7	09-0065-00-07																																
12	09-0469-00-12																																
Polzahl Contacts	Bestell-Nr. Ordering-No.																																
3	09-0058-00-03																																
5	09-0062-00-05																																
7	09-0066-00-07																																
12	09-0470-00-12																																
Polzahl Contacts	Bestell-Nr. Ordering-No.																																
3	09-0058-70-03																																
5	09-0062-70-05																																
7	09-0066-70-07																																
12	-																																

### Technische Daten Specifications

	3	5	7	12	
Polzahl	3	5	7	12	Number of contacts
Steckverbinder Verriegelung	bajonett/bayonet				Connector locking system
Anschlussart	löten/solder				Termination
Anschlussquerschnitt	max. 2,5 mm <sup>2</sup> (max. AWG 16)		max. 0,75 mm <sup>2</sup> (max. AWG 20)		Wire gauge
Kabeldurchlass	-				Cable outlet
Schutzart	IP40				Degree of protection
Mechanische Lebensdauer	> 500 Steckzyklen / > 500 mating cycles				Mechanical operation
Obere Grenztemperatur	+ 85 °C				Upper temperature
Untere Grenztemperatur	- 40 °C				Lower temperature
Bemessungsspannung	250 V		125 V		Rated voltage
Bemessungs-Stoßspannung	2500 V		1500 V		Rated impulse voltage
Verschmutzungsgrad	I				Pollution degree
Überspannungskategorie	II				Overvoltage categorie
Isolierstoffgruppe	III				Material group
Bemessungsstrom (40°C)	10 A		5 A		Rated current (40 °C)
Durchgangswiderstand	≤ 5 mΩ		≤ 8 mΩ		Contact resistance
Material Kontakt	Stift/pin CuZn (Messing/brass), Buchse/socket CuSn (Bronze/bronze)				Material of contact
Kontaktoberfläche	Ag (Silber/silver) Stift 7+12 pol. CuZnSn (male contact 7+12 contacts CuZnSn)				Contact plating
Material Kontaktkörper	PET (UL 94 V-0)				Material of contact body
Material Gehäuse	GD-Al (eloxiert/anodized)				Material of housing

## Leistungs Steckverbinder Serie 690

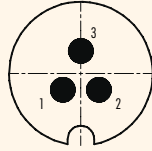
### Power connectors series 690

Polbilder  
Contact arrangements

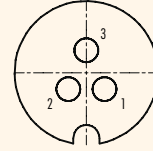
Stifteinsatz (Steckseite)  
Male insert (mating side)

Buchseinsatz (Steckseite)  
Female insert (mating side)

3 pol  
3 contacts

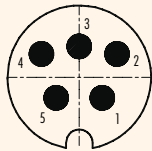


	X	Y
1	-2,39	-2,14
2	2,39	-2,14
3	0,00	3,00

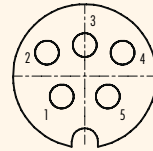


	X	Y
1	2,39	-2,14
2	-2,39	-2,14
3	0,00	3,00

5 pol  
5 contacts

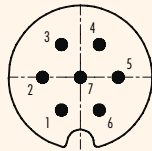


	X	Y
1	3,05	-2,70
2	5,00	3,10
3	0,00	4,10
4	-5,00	3,10
5	-3,05	-2,70

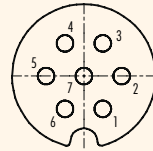


	X	Y
1	-3,05	-2,70
2	-5,00	3,10
3	0,00	4,10
4	5,00	3,10
5	3,05	-2,70

7 pol  
7 contacts

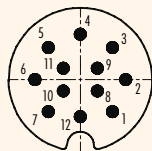


	X	Y
1	-2,50	-4,33
2	-5,00	0,00
3	-2,50	4,33
4	2,50	4,33
5	5,00	0,00
6	2,50	-4,33
7	0,00	0,00

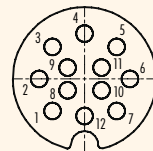


	X	Y
1	2,50	-4,33
2	5,00	0,00
3	2,50	4,33
4	-2,50	4,33
5	-5,00	0,00
6	-2,50	-4,33
7	0,00	0,00

12 pol  
12 contacts

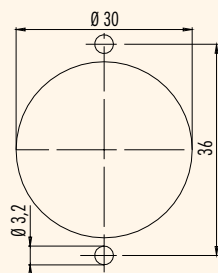


	X	Y
1	4,24	-4,24
2	6,00	0,00
3	4,24	4,24
4	0,00	6,00
5	-4,24	4,24
6	-6,00	0,00
7	-4,24	-4,24
8	2,25	-1,50
9	2,25	1,50
10	-2,25	-1,50
11	-2,25	1,50
12	0,00	-4,90



	X	Y
1	-4,24	-4,24
2	-6,00	0,00
3	-4,24	4,24
4	0,00	6,00
5	4,24	4,24
6	6,00	0,00
7	4,24	-4,24
8	-2,25	-1,50
9	-2,25	1,50
10	2,25	-1,50
11	2,25	1,50
12	0,00	-4,90

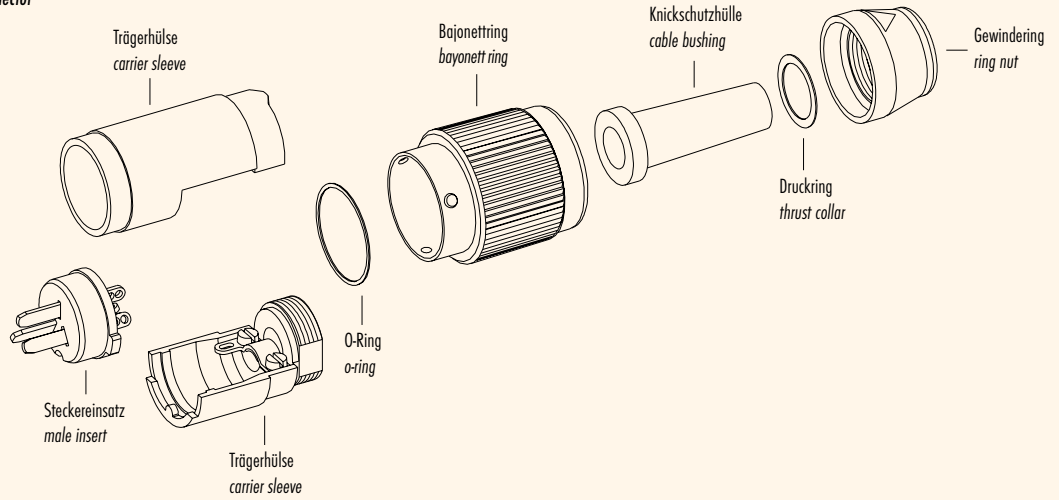
Montageausschnitt  
Panel cut out



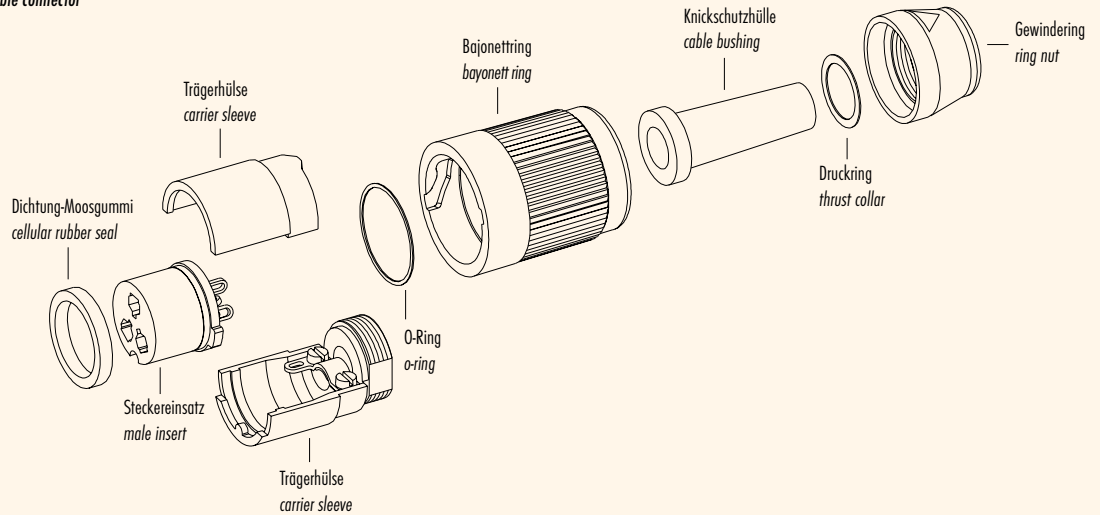
**Leistungs Steckverbinder Serie 690**  
**Power connectors series 690**

Einzelteildarstellung  
 Component part drawing

**Kabelstecker**  
**Male cable connector**



**Kabeldose**  
**Female cable connector**



**Flanschsteckverbinder**  
**Socket connectors**

