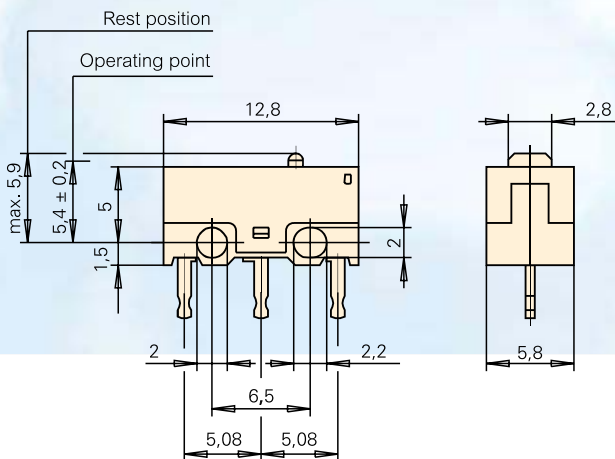


DG sub-subminiature switch


Features

- Very small size (only 12.8 x 5.8 x 6.5 mm)
- Depending on the model, the breaking capacity ranges from small switching currents and voltages to low-voltage applications up to 3 A 125 VAC
- Optionally available with or without auxiliary actuator
- Use on circuit boards with connections to the left or right and standing
- High mechanical operating life, depending on the model > 1,000,000 actuations

Dimensions in mm



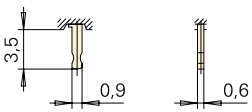
Technical specifications

Contact configuration	S.P.D.T., S.P.S.T.-N.O., S.P.S.T.-N.C.
Contact gap	< 3 mm
Switching voltage max.	125 V AC
Switched current max.	3 A AC
Operating force max.	75 cN or 140 cN without auxiliary actuator
Total travel	0,7 mm without auxiliary actuator
Mechanical life	> 1 x 10 ⁶ operations
Electrical life (max. load)	see table
Ambient temperature	-25 °C to +85 °C
Materials	
Base	PPHS (UL 94V-0)
Cover	PBT (UL 94V-0)
Actuator	PBT (UL 94V-0)
Auxiliary actuator	Stainless steel
Terminals	CuZn striped silver-plated
Contacts	DG 1/4 AgNi DG2 AgNi, gal. Au
Approvals	
Degree of protection (switch interior)	IP40

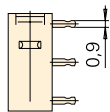
For detailed information and the layout of the details described above, please do not hesitate to ask for our technical specifications and drawing.

Terminals

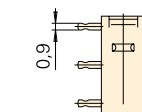
Solder terminal



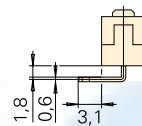
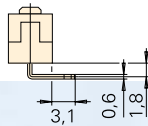
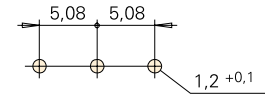
PCB terminal, RH-side



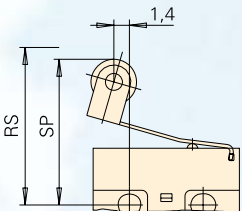
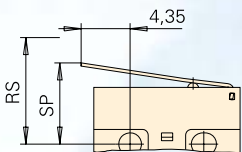
PCB terminal, LH-side



Drilling pattern



Auxiliary actuator



Electrical rating and operating life (2)

Electrical rating according to UL and CSA	Operating life		
	Nominal load UL and CSA	mechanical	Code
3 A, 125 V AC 2 A, 30 V DC	6.000	1 x 10 ⁶	1
0,05 A, 30 V DC	6.000	1 x 10 ⁶	2
1 A, 125 V AC 1 A, 30 V DC	6.000	1 x 10 ⁶	4

Contact configuration (3)

Contact configuration	Code
S.P.D.T.	3

Terminals (5)

PCB terminal	Code
straight	1
RH-side	2
LH-side	3

Operating force (4)

Operating force (OF)	Possible combinations with electrical rating (2)	Code
140 cN	1, 2	B
75 cN	2, 4	C

Auxiliary actuator options (6)

Model	Type	Max. operating force (cN)	Max. pretravel (mm)	Min. overtravel (mm)	Max. movement differential (mm)	Max. rest position (mm)	Operating point (mm)	Code
Without aux. actuator	DG 1,2 B DG 2,4 C	140 75	0,5 0,5	0,2 0,2	0,1 0,1	5,9 5,9	5,4 ± 0,2 5,4 ± 0,2	AA
aux. actuator straight	DG 1,2 B DG 2,4 C	45 30	1,8 1,8	0,55 0,55	0,5 0,5	9,4 9,4	6,8 ± 6,8 ±	LA
aux. actuator roller	DG 1,2 B DG 2,4 C	60 35	1,5 1,5	0,55 0,55	0,5 0,5	13,9 13,9	12,4 ± 0,5 12,4 ± 0,5	RA