

Feed-through terminal block - UT 4-TWIN - 3044364

Please be informed that the data shown in this PDF Document is generated from our Online Catalog. Please find the complete data in the user's documentation. Our General Terms of Use for Downloads are valid (<http://download.phoenixcontact.com>)



Feed-through terminal block, Connection method: Screw connection, Cross section: 0.14 mm² - 6 mm², AWG: 26 - 10, Width: 6.2 mm, Color: gray, Mounting type: NS 35/7,5, NS 35/15

Product Features

- The consistent double function shaft offers every opportunity for time-saving potential distribution and accommodating test accessories
- Tested for railway applications
- User-friendly implementation of all potential branching tasks



Key commercial data

package_quantity	50
GTIN	4046356055376

Technical data

General

Note	The max. load current must not be exceeded by the total current of all connected conductors.
Number of levels	1
Number of connections	3
Color	gray
Insulating material	PA
Inflammability class according to UL 94	V0
Area of application	Railway industry
Area of application	Mechanical engineering
Area of application	Plant engineering
Area of application	Process industry

General

Maximum load current	41 A (with 6 mm ² conductor cross section)
Rated surge voltage	6 kV
Pollution degree	3
Surge voltage category	III
Insulating material group	I

Feed-through terminal block - UT 4-TWIN - 3044364

Technical data

General

Connection in acc. with standard	IEC 60947-7-1
Nominal current I_N	32 A
Nominal voltage U_N	500 V
Open side panel	ja
Shock protection test specification	DIN EN 50274 (VDE 0660-514):2002-11
Back of the hand protection	guaranteed
Finger protection	guaranteed
Surge voltage test setpoint	7.3 kV
Result of surge voltage test	Test passed
Power frequency withstand voltage setpoint	1.89 kV
Result of power-frequency withstand voltage test	Test passed
Checking the mechanical stability of terminal points (5 x conductor connection)	Test passed
Bending test rotation speed	10 rpm
Bending test turns	135
Bending test conductor cross section/weight	0.14 mm ² / 0.2 kg
Bending test conductor cross section/weight	4 mm ² / 0.9 kg
Bending test conductor cross section/weight	6 mm ² / 1.4 kg
Result of bending test	Test passed
Conductor cross section tensile test	0.14 mm ²
Tractive force setpoint	10 N
Conductor cross section tensile test	4 mm ²
Tractive force setpoint	60 N
Conductor cross section tensile test	6 mm ²
Tractive force setpoint	80 N
Tensile test result	Test passed
Tight fit on carrier	NS 35
Setpoint	1 N
Result of tight fit test	Test passed
Requirements, voltage drop	≤ 3.2 mV
Result of voltage drop test	Test passed
Temperature-rise test	Test passed
Conductor cross section short circuit testing	4 mm ²
Short-time current	0.48 kA
Conductor cross section short circuit testing	6 mm ²
Short-time current	0.72 kA
Short circuit stability result	Test passed
Proof of thermal characteristics (needle flame) effective duration	30 s
Result of thermal test	Test passed
Test specification, oscillation, broadband noise	DIN EN 50155 (VDE 0115-200):2008-03
Test spectrum	Service life test category 1, class B, body mounted

Feed-through terminal block - UT 4-TWIN - 3044364

Technical data

General

Test frequency	f ₁ = 5 Hz to f ₂ = 150 Hz
ASD level	1.857 (m/s ²) ² /Hz
Acceleration	0.8 g
Test duration per axis	5 h
Test directions	X-, Y- and Z-axis
Oscillation, broadband noise test result	Test passed
Test specification, shock test	DIN EN 50155 (VDE 0115-200):2008-03
Shock form	Half-sine
Acceleration	5 g
Shock duration	30 ms
Number of shocks per direction	3
Test directions	X-, Y- and Z-axis (pos. and neg.)
Shock test result	Test passed
Temperature index, insulating material (DIN EN 60216-1 (VDE 0304-21))	130 °C
Static insulating material application in cold	-60 °C

Dimensions

Width	6.2 mm
Length	57.8 mm
Height NS 35/7,5	47.5 mm
Height NS 35/15	55 mm

Connection data

Conductor cross section solid min.	0.14 mm ²
Conductor cross section solid max.	6 mm ²
Conductor cross section AWG/kcmil min.	26
Conductor cross section AWG/kcmil max	10
Conductor cross section stranded min.	0.14 mm ²
Conductor cross section stranded max.	6 mm ²
Min. AWG conductor cross section, stranded	26
Max. AWG conductor cross section, stranded	10
Conductor cross section stranded, with ferrule without plastic sleeve min.	0.14 mm ²
Conductor cross section stranded, with ferrule without plastic sleeve max.	4 mm ²
Conductor cross section stranded, with ferrule with plastic sleeve min.	0.14 mm ²
Conductor cross section stranded, with ferrule with plastic sleeve max.	4 mm ²
2 conductors with same cross section, solid min.	0.14 mm ²
2 conductors with same cross section, solid max.	1.5 mm ²
2 conductors with same cross section, stranded min.	0.14 mm ²
2 conductors with same cross section, stranded max.	1.5 mm ²

Feed-through terminal block - UT 4-TWIN - 3044364

Technical data

Connection data

2 conductors with same cross section, stranded, TWIN ferrules with plastic sleeve, min.	0.5 mm ²
2 conductors with same cross section, stranded, TWIN ferrules with plastic sleeve, max.	1 mm ²
2 conductors with same cross section, stranded, ferrules without plastic sleeve, min.	0.14 mm ²
2 conductors with same cross section, stranded, ferrules without plastic sleeve, max.	1.5 mm ²
Connection method	Screw connection
Stripping length	9 mm
Internal cylindrical gage	A4
Screw thread	M3
Tightening torque, min	0.6 Nm
Tightening torque max	0.8 Nm

classifications

eCl@ss

eCl@ss 4.0	27141120
eCl@ss 4.1	27141120
eCl@ss 5.0	27141120
eCl@ss 5.1	27141120
eCl@ss 6.0	27141120
eCl@ss 7.0	27141120
eCl@ss 8.0	27141120

ETIM

ETIM 2.0	EC000901
ETIM 3.0	EC000901
ETIM 4.0	EC000897
ETIM 5.0	EC000897

UNSPSC

UNSPSC 6.01	30211811
UNSPSC 7.0901	39121410
UNSPSC 11	39121410
UNSPSC 12.01	39121410
UNSPSC 13.2	39121410

approvals


IECEX / ATEX / CSA / UL Recognized / cUL Recognized / GL / RS / cULus Recognized /


Feed-through terminal block - UT 4-TWIN - 3044364


approvals


Approval details

IECEX	
Nominal voltage UN	352 V
Nominal current IN	29 A
mm ² /AWG/kcmil	0.14-4

ATEX 	
Nominal voltage UN	352 V
Nominal current IN	35 A
mm ² /AWG/kcmil	0.14-6

CSA 		
Usegroups	B	C
Nominal voltage UN	150 V	150 V
Nominal current IN	30 A	30 A
mm ² /AWG/kcmil	26-10	26-10

UL Recognized 	
Nominal voltage UN	150 V
Nominal current IN	30 A
mm ² /AWG/kcmil	26-10


cUL Recognized 	
Nominal voltage UN	150 V
Nominal current IN	30 A
mm ² /AWG/kcmil	26-10

GL

RS

Feed-through terminal block - UT 4-TWIN - 3044364

approvals

cULus Recognized  US

accessories

End cover

DS-UT 2,5/4 - 3047109



D-UT 2,5/4-TWIN - 3047141



DP PS-6 - 3036738



Partition plate

ATP-UT-TWIN - 3047183



Test plug terminal block

Feed-through terminal block - UT 4-TWIN - 3044364

accessories

PS-6/2,3MM RD - 3038736



MPS-MT - 0201744



PAI-4-FIX-5/6 BU - 3035975



PAI-4-FIX-5/6 OG - 3035974



PAI-4-FIX-5/6 YE - 3035977



PAI-4-FIX-5/6 RD - 3035976



Feed-through terminal block - UT 4-TWIN - 3044364

accessories

PAI-4-FIX-5/6 GN - 3035978



PAI-4-FIX-5/6 BK - 3035980



PAI-4-FIX-5/6 GY - 3035982



PAI-4-FIX-5/6 VT - 3035979



PAI-4-FIX-5/6 BN - 3035981



Feed-through terminal block - UT 4-TWIN - 3044364

accessories

PS-6 - 3030996



PS-6/2,3MM RD - 3038736



Screwdriver tools

SF-SL 0,6X3,5-100 S-VDE - 1212587



Marker pen

X-PEN 0,35 - 0811228



Warning label printed

WS UT 4 - 3047332



Feed-through terminal block - UT 4-TWIN - 3044364

accessories

Bridge

FBS 2-6 - 3030336



FBS 3-6 - 3030242



FBS 4-6 - 3030255



FBS 5-6 - 3030349



FBS 10-6 - 3030271



Feed-through terminal block - UT 4-TWIN - 3044364

accessories

FBS 20-6 - 3030365



FBS 50-6 - 3032224



Mounting rail

NS 35/ 7,5 PERF 2000MM - 0801733



NS 35/ 7,5 UNPERF 2000MM - 0801681



NS 35/ 7,5 WH PERF 2000MM - 1204119



Feed-through terminal block - UT 4-TWIN - 3044364

accessories

NS 35/ 7,5 WH UNPERF 2000MM - 1204122



NS 35/ 7,5 AL UNPERF 2000MM - 0801704



NS 35/ 7,5 ZN PERF 2000MM - 1206421



NS 35/ 7,5 ZN UNPERF 2000MM - 1206434



NS 35/ 7,5 CU UNPERF 2000MM - 0801762



NS 35/ 7,5 CAP - 1206560



Feed-through terminal block - UT 4-TWIN - 3044364

accessories

NS 35/15 PERF 2000MM - 1201730



NS 35/15 UNPERF 2000MM - 1201714



NS 35/15 WH PERF 2000MM - 0806602



NS 35/15 WH UNPERF 2000MM - 1204135



NS 35/15 AL UNPERF 2000MM - 1201756



Feed-through terminal block - UT 4-TWIN - 3044364

accessories

NS 35/15 ZN PERF 2000MM - 1206599



NS 35/15 ZN UNPERF 2000MM - 1206586



NS 35/15 CU UNPERF 2000MM - 1201895



NS 35/15 CAP - 1206573



NS 35/15-2,3 UNPERF 2000MM - 1201798



Terminal marking

Feed-through terminal block - UT 4-TWIN - 3044364

accessories

ZB 6:UNBEDRUCKT - 1051003



UC-TM 6 - 0818085



UCT-TM 6 - 0828736



Labeled terminal marker

ZB 6 CUS - 0824992



UC-TM 6 CUS - 0824589



Feed-through terminal block - UT 4-TWIN - 3044364

accessories

UCT-TM 6 CUS - 0829602



Insulating sleeve

MPS-IH WH - 0201663



MPS-IH RD - 0201676



MPS-IH BU - 0201689



MPS-IH YE - 0201692



Feed-through terminal block - UT 4-TWIN - 3044364

accessories

MPS-IH GN - 0201702



MPS-IH GY - 0201728



MPS-IH BK - 0201731



End block

CLIPFIX 35 - 3022218



CLIPFIX 35-5 - 3022276



Feed-through terminal block - UT 4-TWIN - 3044364

accessories

E/NS 35 N - 0800886



Drawings

Circuit diagram



© Phoenix Contact 2013 - all rights reserved
<http://www.phoenixcontact.com>