

# Baby with redundancy

# PULS

## SLR2.5

- Input: AC 230V/115V, DC 160-375V
- Output: 24V/2.5A
- High overload current, no switch-off
- Quasi-Wide-Range Input
- N+1 redundancy, RDY relay contact
- NEC Class 2 Power Supply



The Redundant Variant

CB  
scheme  
IEC60950

UL US

UL508 LISTED  
IND. CONT. EQ.  
18 WM, 60°C

UL US  
UL60950 E137005  
CUL/CSA-C22.2  
No 950-M90

CE

EMC and  
Low Volt:  
Directive

Data sheet

### Input

Input voltage	AC100-120/220-240 V (switchable), 47-63 Hz (85-132 VAC / 176-264 VAC, 160-375 VDC, see also „Output: Continuous Loading“)
Quasi-Wide-Range Input: With the switch in the 230V position the power-supply unit operates at low and moderate loads at any input voltage between 95 and 264 V AC (see 'Output' at the right side). Note: At DC input, always leave the switch in the 230V position	
Input current	< 1.3 A (switch in 115V position) < 0.7 A (switch in 230V position)
DC input current at open output	typ. 5.3 mA at 110 VDC, 3.9 mA at 300 VDC (preserves battery sources)
Inrush current	typ. < 25 A at 264 V AC and cold start
To be fused with a 10A, B-type 'circuit-breaker' switch based on the usual thermomagn. overload sensing principle (used anyway to fuse the input lines). In addition, the unit contains an internal fuse (not accessible)	
Transient handling	Transient resistance acc. to VDE 0160 / W2 (750 V / 1.3 ms), for all load conditions.
Hold up time	> 20 ms at 196 VAC, 24 V / 2.5 A (see diagram overleaf)

### Efficiency, Reliability etc.\*


Efficiency	typ. 86.5 % (230 VAC, 24 V / 2.5 A)
Losses	typ. 9.4 W (230 VAC, 24 V / 2.5 A)
MTBF	700,000 h acc. to Siemensnorm SN 29500 (24 V/2.5 A, 230 VAC, T <sub>amb</sub> = +40 °C)
Life cycle (electrolytics)	The unit exclusively uses longlife electrolytics, specified for +105°C (cf. 'The SilverLine', p.2).

### Construction / Mechanics\*

#### Housing dimensions and Weight

- W x H x D 49 mm x 124 mm x 102 mm (+ DIN rail)
- Free space for ventilation above/below 25 mm recommended right 10 mm recommended (front view)
- Weight 470 g

#### Design advantages:

- Input and output pluggable by means of Combicon® plug connector.
- Ensure strain relief of the plug connectors when installing the unit. 
- Input and output are strictly apart from each other and so cannot be mixed up (input below, output above).

### Order information

Order number	Description
SLR2.100	N+1 redundancy*
SL2.100	Basic version without redundancy*
SLZ01	Screw mounting set, two needed per unit

### Output

Rated output voltage	24 V DC													
For balanced current sharing during parallel operation: Soft characteristic (25.2 V DC ±2% at no-load, 24 V DC ±0.5% at nominal load, almost linear characteristic curve)														
Output noise suppression	Radiated EMI values below EN 61000-6-3, even when using long, unscreened output cables.													
Ambient temperature range T <sub>amb</sub>	Operation: -10°C...+70°C (>60°C: Derating) Storage: -25°C...+85°C													
Continuous loading (at T <sub>amb</sub> = -10°C...+60°C, convection cooling), see also diagram overleaf. For start at T <sub>amb</sub> < 0°C and low input voltage, please contact PULS.	<table border="1"> <thead> <tr> <th>Switch</th> <th>AC/DCin</th> <th>Iout</th> </tr> </thead> <tbody> <tr> <td rowspan="3">230V</td> <td>176-264 V ACin</td> <td>2,5 A</td> </tr> <tr> <td>95-176 V ACin</td> <td>1,5 A</td> </tr> <tr> <td>160-375 V DCin</td> <td>2,5 A</td> </tr> <tr> <td></td> <td>120-160 V DCin</td> <td>2,0 A</td> </tr> </tbody> </table>	Switch	AC/DCin	Iout	230V	176-264 V ACin	2,5 A	95-176 V ACin	1,5 A	160-375 V DCin	2,5 A		120-160 V DCin	2,0 A
Switch	AC/DCin	Iout												
230V	176-264 V ACin	2,5 A												
	95-176 V ACin	1,5 A												
	160-375 V DCin	2,5 A												
	120-160 V DCin	2,0 A												
* For start with DC input > 95 V DC needed	80*-120 V DCin 1,5 A													
Output protected against short circuit, open circuit and overload														
Derating	typ. 1.5 W/K (at T <sub>amb</sub> =+60°C...+70°C)													
Voltage regulation	better than 2% V <sub>out</sub> overall													
Ripple / Noise	< 30 mV <sub>pp</sub> , (20 MHz bandw., 50 Ω measurem.)													
Overvolt. protection	typ. 32 V													
Parallel operation	yes; current sharing via soft characteristic (see diagram)													
Power back immunity	26 V													
Front panel indicator	Green LED													
RDY relay contact	<ul style="list-style-type: none"> <li>• Type normally open contact</li> <li>• closes when output voltage &gt; 22.1V ±4%</li> <li>• opens when output voltage &lt; 19.8V ±4%</li> <li>• Electrical isolation 500V DC to output voltage</li> <li>• Contact rating 1A at 28V DC</li> </ul>													

\* \*For further information see data sheets „The SilverLine“, „SilverLine Family Branches“ and mechanics data sheet

**Start / Overload Behaviour**

Start-up delay	typ. 0.1 s
Rise time	ca. 5-20 ms, depending on load

**Overload Behaviour**

- Special PULS Overload Design (see right diagram)
  - no disconnection, no hiccup if overloaded
  - high overload current (up to  $1.5 I_{Nom}$ ),  $V_{out}$  is gradually reduced with increasing current.

**Advantages:**

- High short-circuit current, giving large 'start-up window': unit starts reliably even with awkward loads (DC-DC converters, motors).
- No 'sticking' such as can occur with fold-back characteristics
- Secondary fuses operate reliably

**Further information**

Further information, especially about

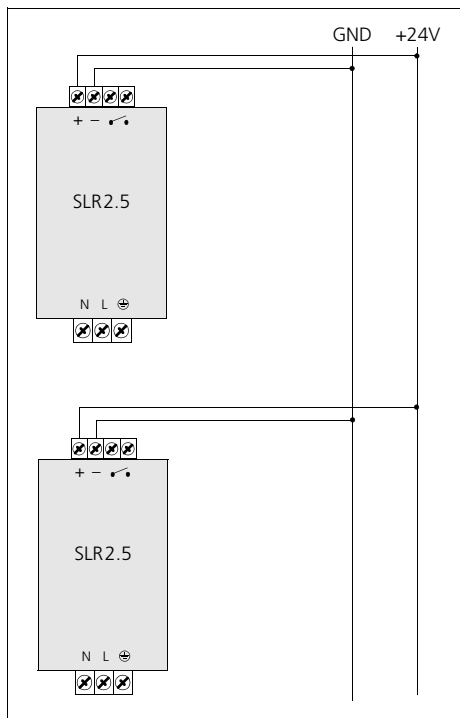
- EMC
- Connections
- Safety, Approvals
- Mechanics and Mounting

see page 2 of „The SilverLine“ data sheet.

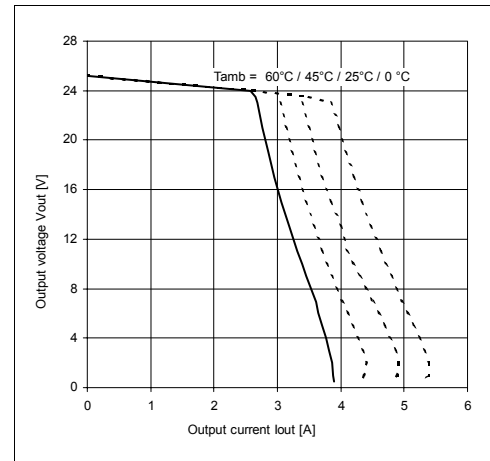
**For detailed dimensions**

see SilverLine mechanics data sheet SLR2.5/ 5/ 10

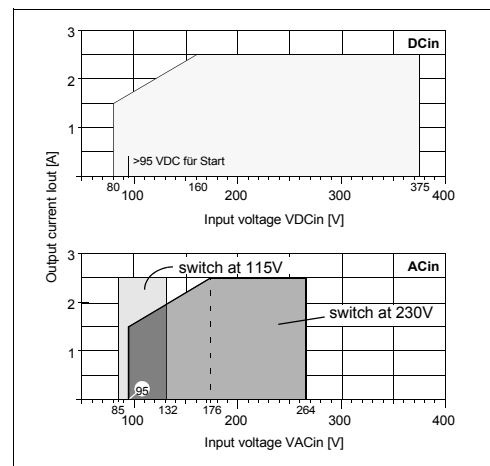
**Power wiring**



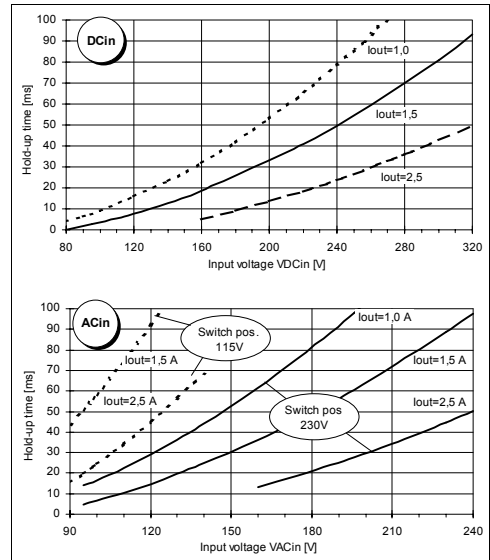
**Output characteristic (min.)**



**Output Current over Input Voltage (min.)**



**Hold-up time (min.)**



Unless otherwise stated, specifications are valid for AC 230V input voltage, +25°C ambient temperature, and 5 min. run-in time. They are subject to change without prior notice.

**Your partner in power supply:**



Bayerns Best 50  
Czech 100 Best  
EuropeOs 500

**PULS GmbH**  
 Arabellastraße 15  
 D-81925 München  
 Tel.: +49 89 9278-0  
 Fax: +49 89 9278-199  
 www.puls-power.com