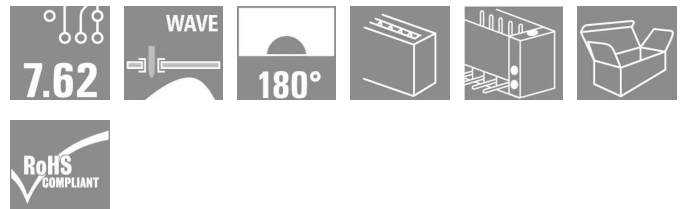


## OMNIMATE Power - series BV/SV 7.62HP SV 7.62HP/03/180F 3.5SN BK BX

**Weidmüller Interface GmbH & Co. KG**  
 Klingenbergstraße 16  
 D-32758 Detmold  
 Germany  
 Fon: +49 5231 14-0  
 Fax: +49 5231 14-292083  
 www.weidmueller.com



Single-row, high-performance male connector, for side-by-side mounting without losing any poles or with patented flange for fast fixing without tools. Maximum connection and operating reliability thanks to pin arrangement that prevents wrong connections, unique coding diversity and additional fixing in flange. 3.5 mm pin length is optimised for lead-free wave soldering.

- 800 V (IEC) / 600 V (UL)
- 41 A (IEC) / 32 A (UL)

### General ordering data

Type	SV 7.62HP/03/180F 3.5SN BK BX
Order No.	<a href="#">1930720000</a>
Version	PCB plug-in connector, male header, Clip-on flange, Solder connection, 7.62 mm, No. of poles: 3, 180°, Solder pin length (l): 3.5 mm, tinned, Black, Box
GTIN (EAN)	4032248580699
Qty.	48 pc(s).
Product data	IEC: 1000 V / 41 A UL: 300 V / 40.5 A
Packaging	Box

Erstellungs-Datum January 27, 2014 10:28:42 AM CET

## OMNIMATE Power - series BV/SV 7.62HP SV 7.62HP/03/180F 3.5SN BK BX

**Weidmüller Interface GmbH & Co. KG**  
Klingenbergstraße 16  
D-32758 Detmold  
Germany  
Fon: +49 5231 14-0  
Fax: +49 5231 14-292083  
www.weidmueller.com

## Technische Daten

### Dimensions and weights

Net weight 9.6 g

### System parameters

Product family	OMNIMATE Power - series BV/SV 7.62HP	Mounting onto the PCB	Solder connection
Outgoing elbow	180°	Pitch in mm (P)	7.62 mm
Pitch in inches (P)	0.3 inch	No. of poles	3
Solder pin length (l)	3.5 mm	Pin dimensions	0.8 x 1.0 mm
Can be coded	Yes	Number of solder pins per pole	2
Solder eyelet hole diameter (D)	1.3 mm	Solder eyelet hole diameter tolerance (D)+	0,1 mm
L1 in mm	15.24 mm	L1 in inches	0.6 inch
Insulation resistance	> 10 <sup>10</sup> Ω	Touch-safe protection acc. to DIN VDE 0470	IP 20
Touch-safe protection acc. to DIN VDE 57 106	Safe from finger touch, plugged		


### Material data

Insulating material	PA GF	Colour	Black
Insulating material group	II	UL 94 flammability rating	V-0
CTI	≥ 500	Contact material	Cu-Leg
Contact surface	tinned	Max. relative humidity during storage	80 %

### DIN IEC rating data

Rated current, min. no. of poles (Tu=20°C)	41 A	Rated current, max. no. of poles (Tu=20°C)	41 A
Rated current, number of poles (Tu=40°C), min	41 A	Rated current, number of poles (Tu=40°C), max.	41 A
Rated voltage for surge voltage class pollution degree III/3	630 V	Rated impulse voltage for surge voltage classcontamination degree III/3	6 kV
Rated voltage for surge voltage class pollution degree III/2	630 V	Rated impulse voltage for surge voltage classpollution degree III/2	6 kV
Rated voltage for surge voltage class pollution degree II/2	1,000 V	Rated impulse voltage for surge voltage classpollution degree II/2	6 kV
Short-time withstand current resistance	3 x 1s with 420 A		

### CSA rating data

Institute (CSA)		Rated voltage (Use group B)	300 V
Rated current (use group B)	35 A	Rated voltage (Use group C)	300 V
Rated current (use group C)	35 A	Rated voltage (use group D)	600 V
Rated current (use group D)	5 A		

### UL 1059 rating data

Rated voltage (use group B)	300 V	Rated current (use group B)	40.5 A
Rated voltage (use group C)	300 V	Rated current (use group C)	40.5 A
Rated voltage (use group D)	600 V	Rated current (use group D)	5 A

## OMNIMATE Power - series BV/SV 7.62HP SV 7.62HP/03/180F 3.5SN BK BX

**Weidmüller Interface GmbH & Co. KG**  
Klingenbergstraße 16  
D-32758 Detmold  
Germany  
Fon: +49 5231 14-0  
Fax: +49 5231 14-292083  
www.weidmueller.com

## Technische Daten

### Classifications

UNSPSC	30-21-18-10	eClass 5.1	27-26-07-04
eClass 6.2	27-26-07-04	eClass 7.1	27-44-04-02

### Notes

- Notes
- Additional colours on request
  - Rated current related to rated cross-section & min. No. of poles.
  - P on drawing = pitch
  - Rated data refer only to the component itself. Clearance and creepage distances to other components are to be designed in accordance with the relevant application standards.

### Approvals

Approvals



ROHS Conform

### Downloads

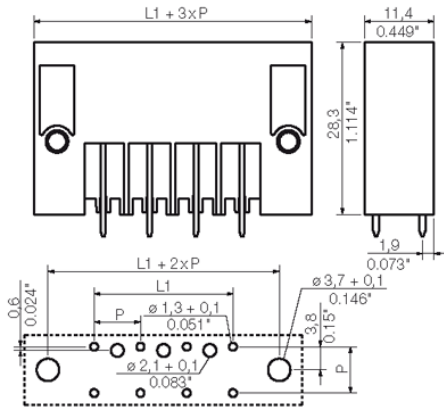
- CAD Library (P-CAD Format - ASCII) [SV.zip](#)  
CAD Library (P-CAD Format - Standard) [SV.zip](#)  
[3D Modell](#)

**Datenblatt**

**OMNIMATE Power - series BV/SV 7.62HP  
SV 7.62HP/03/180F 3.5SN BK BX**

**Weidmüller Interface GmbH & Co. KG**  
 Klingenbergstraße 16  
 D-32758 Detmold  
 Germany  
 Fon: +49 5231 14-0  
 Fax: +49 5231 14-292083  
 www.weidmueller.com

**Zeichnungen**

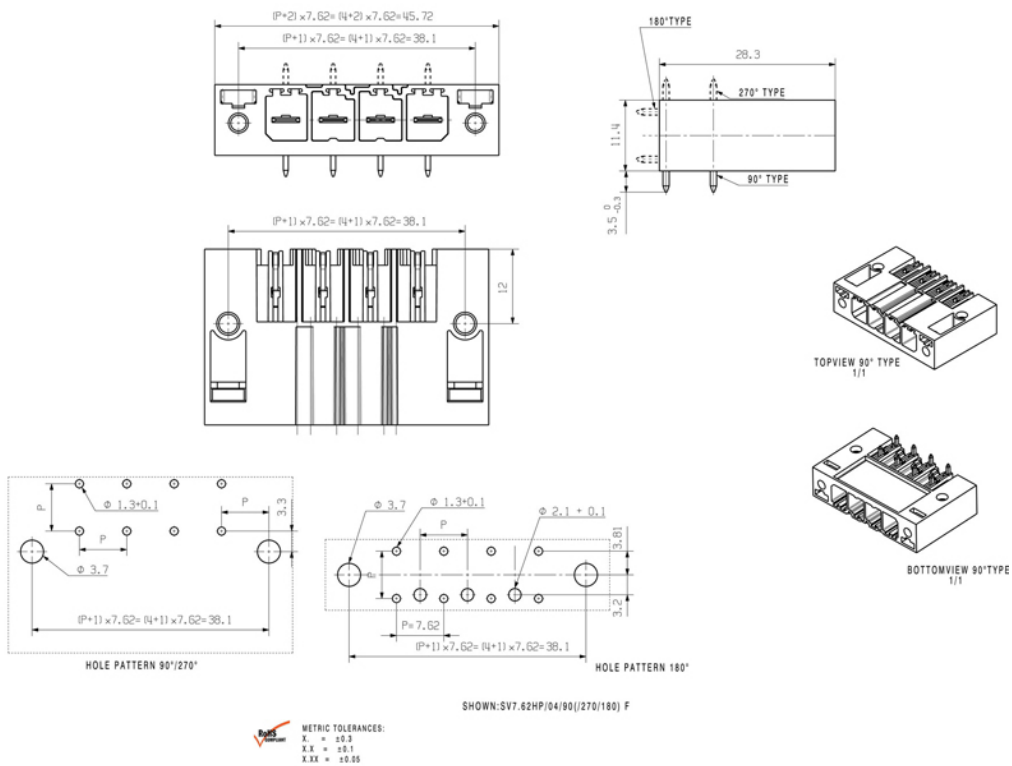


**OMNIMATE Power - series BV/SV 7.62HP  
SV 7.62HP/03/180F 3.5SN BK BX**

**Weidmüller Interface GmbH & Co. KG**  
Klingenbergstraße 16  
D-32758 Detmold  
Germany  
Fon: +49 5231 14-0  
Fax: +49 5231 14-292083  
www.weidmueller.com

**Zeichnungen**

**Dimensioned drawing**



Weidmüller PCB components are tested to the DIN EN 61984 standard, and are valid for its field of application. Provided that the components are used to the intended purpose, all requirements with respect to the occurring electrical, mechanical, thermal and corrosive stress will be satisfied.