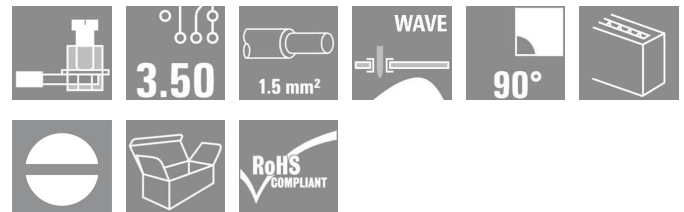


OMNIMATE Signal - series LM LM2N 3.50/30/90 3.2SN OR BX

Weidmüller Interface GmbH & Co. KG
 Klingenbergstraße 16
 D-32758 Detmold
 Germany
 Fon: +49 5231 14-0
 Fax: +49 5231 14-292083
 www.weidmueller.com



Small, compact PCB terminal or -tier PCB terminal with proven clamping yoke connection and 3.5 mm pitch. Suitable for conductor cross-sections up to 1.5 mm².

- 0.20 - 1.50 mm² (IEC) / 28 - 14 AWG (UL)
- 320 V (IEC) / 300 V (UL)
- 16 A (IEC) / 10 A (UL)

General ordering data

Type	LM2N 3.50/30/90 3.2SN OR BX
Order No.	1703830000
Version	PCB terminal, 3.50 mm, No. of poles: 30, 90°, Solder pin length (l): 3.2 mm, tinned, Orange, Clamping yoke connection, Clamping range, rated connection, max.: 2.08 mm ² , Box
GTIN (EAN)	4008190910907
Qty.	25 pc(s).
Product data	IEC: 320 V / 13 A / 0.5 - 1.5 mm ² UL: 300 V / 10 A / AWG 28 - AWG 14
Packaging	Box

Erstellungs-Datum January 13, 2014 8:45:25 PM CET

OMNIMATE Signal - series LM LM2N 3.50/30/90 3.2SN OR BX

Weidmüller Interface GmbH & Co. KG
Klingenbergstraße 16
D-32758 Detmold
Germany
Fon: +49 5231 14-0
Fax: +49 5231 14-292083
www.weidmueller.com

Technische Daten

Dimensions and weights

Net weight 24.08 g

System characteristics

Product family	OMNIMATE Signal - series LM	Wire connection method	Clamping yoke connection
Mounting onto the PCB	Solder connection	Conductor outlet direction	90°
Pitch in mm (P)	3.5 mm	Pitch in inches (P)	0.138 inch
No. of poles	30	Fitted by customer	Yes
Max. adjacent poles per row	24	Solder pin length (l)	3.2 mm
Solder eyelet hole diameter (D)	1.3 mm	Solder eyelet hole diameter tolerance (D)+	0,1 mm
Number of solder pins per pole	1	Screwdriver blade	0.4 x 2.5
Screwdriver blade standard	DIN 5264	Tightening torque, min.	0.2 Nm
Tightening torque, max.	0.2 Nm	Clamping screw	M 2
Stripping length	5 mm	L1 in mm	49 mm
L1 in inches	1.929 inch	Touch-safe protection acc. to DIN VDE 0470	IP 20
Touch-safe protection acc. to DIN VDE 57 106	Safe from finger touch		

Material data

Insulating material	PA	Colour	Orange
UL 94 flammability rating	V-2	CTI	≥ 600
Temperature of glow-wire test	750 °C	Duration of glow-wire test	30 s
Contact material	Cu-Leg	Contact surface	tinned
Contact base material	Cu-Leg		

Connectable conductors

Clamping range, rated connection, min.	0.08 mm ²	Clamping range, rated connection, max.	2.08 mm ²
Wire connection cross section AWG, min.	AWG 28	Wire connection cross section AWG, max.	AWG 14
Solid, min. H05(07) V-U	0.5 mm ²	Solid, max. H05(07) V-U	1.5 mm ²
Flexible, min. H05(07) V-K	0.5 mm ²	Flexible, max. H05(07) V-K	1.5 mm ²
w. plastic collar ferrule, DIN 46228 pt 4, min.	0.5 mm ²	w. plastic collar ferrule, DIN 46228 pt 4, max.	0.75 mm ²
Plug gauge acc. to EN 60999 a x b; Ø	2.4 mm x 1.5 mm		

DIN IEC rating data


Rated current, min. no. of poles (Tu=20°C)	13 A	Rated current, max. no. of poles (Tu=20°C)	12 A
Rated current, number of poles (Tu=40°C), min	11 A	Rated current, number of poles (Tu=40°C), max.	10 A
Rated voltage for surge voltage class pollution degree II/2	320 V	Rated voltage for surge voltage class pollution degree III/2	160 V
Rated voltage for surge voltage class pollution degree III/3	160 V	Rated impulse voltage for surge voltage class pollution degree II/2	2.5 kV
Rated impulse voltage for surge voltage class pollution degree III/2	2.5 kV	Rated impulse voltage for surge voltage class contamination degree III/3	2.5 kV
Short-time withstand current resistance	3 x 1s with 72 A		

**OMNIMATE Signal - series LM
LM2N 3.50/30/90 3.2SN OR BX**


Weidmüller Interface GmbH & Co. KG
Klingenbergstraße 16
D-32758 Detmold
Germany
Fon: +49 5231 14-0
Fax: +49 5231 14-292083
www.weidmueller.com

Technische Daten

CSA rating data

Institute (CSA)				Rated voltage (Use group B)	
				300 V	
Rated current (use group B)	10 A	Rated voltage (use group D)	300 V		
Rated current (use group D)	10 A	Wire cross-section, AWG, min.	AWG 28		
Wire cross-section, AWG, max.	AWG 14				

UL 1059 rating data

Institute (UR)				Rated voltage (use group B)	
				300 V	
Rated current (use group B)	10 A	Rated voltage (use group D)	300 V		
Rated current (use group D)	10 A	Wire cross-section, AWG, min.	AWG 28		
Wire cross-section, AWG, max.	AWG 14				

Classifications

ETIM 3.0	EC001284	UNSPSC	30-21-18-01
eClass 6.2	27-26-11-01	eClass 7.1	27-44-04-01

Notes

- Notes
- Additional colours on request
 - Rated current related to rated cross-section & min. No. of poles.
 - Max. outer diameter of the conductor: 2.9 mm
 - Wire end ferrule with plastic collar to DIN 46228/4
 - P on drawing = pitch
 - Rated data refer only to the component itself. Clearance and creepage distances to other components are to be designed in accordance with the relevant application standards.

Approvals

Approvals		
ROHS	Conform	

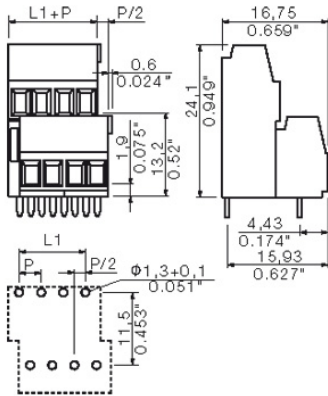
Downloads

- CAD Library (P-CAD Format - ASCII) [LM2N.zip](#)
- CAD Library (P-CAD Format - Standard) [LM2N.zip](#)
- [3D Modell](#)

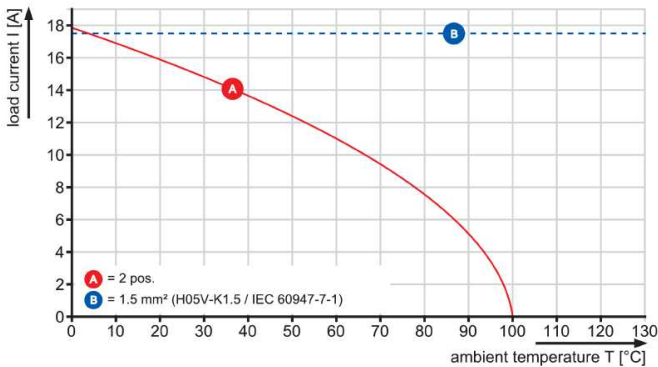
OMNIMATE Signal - series LM
LM2N 3.50/30/90 3.2SN OR BX

Weidmüller Interface GmbH & Co. KG
 Klingenbergstraße 16
 D-32758 Detmold
 Germany
 Fon: +49 5231 14-0
 Fax: +49 5231 14-292083
 www.weidmueller.com

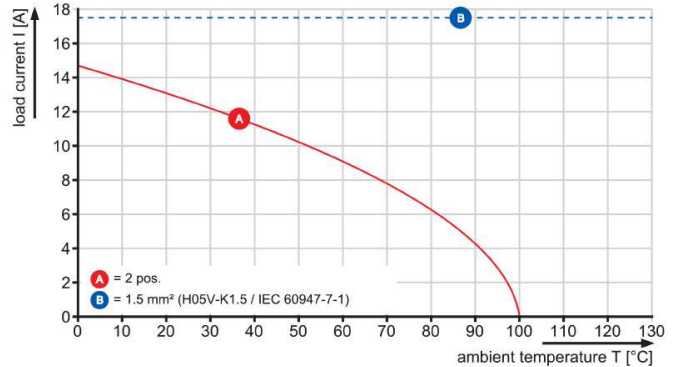
Zeichnungen



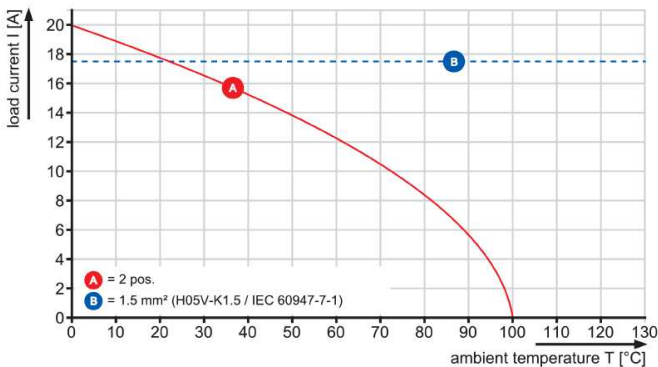
LM 3.5/./90



LM1N 3.5/./90



LM 3.5/./135



LM2N 3.5/./90

