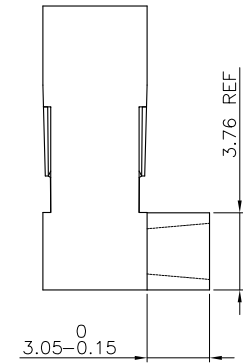
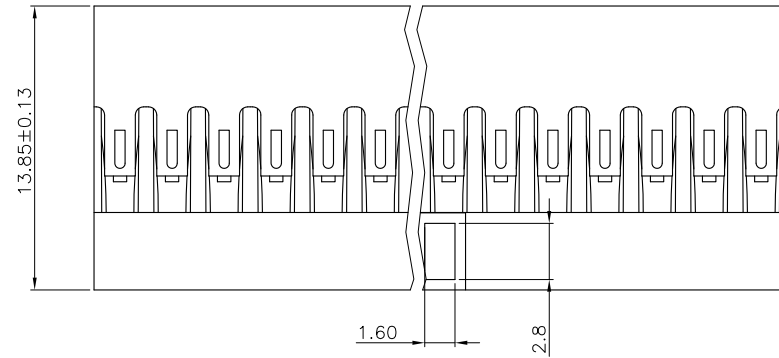


PRODUCT NUMBER
65846-0XX(E)LF

PIN STYLE
SEE SHEET 2

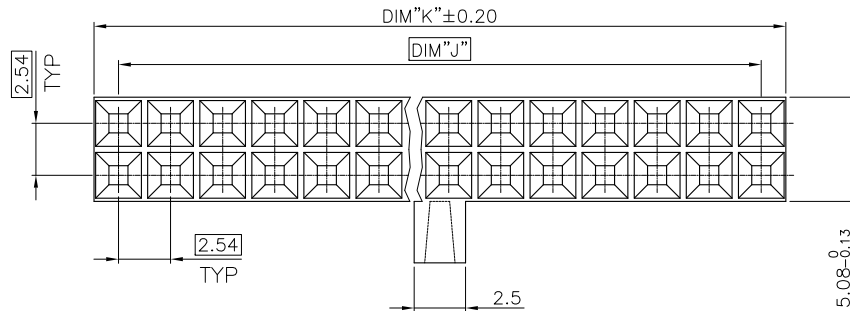
INDICATES THE PRODUCT IS RoHS
COMPLIANT, SEE NOTE 6

65846-YXXLF OR 65846-YXXELF ARE
EXACTLY THE SAME PRODUCTS.
EXTENSION "E" JUST FOR OLD EUROPEAN
DESIGN AND MANUFACTURING SITE



NOTES:

- MOLDING MATERIAL : MODIFIED POLYPHELYNENE
COLOR BLACK, UL 94 V0
- LATCH MUST WITHSTAND 18N MIN PULL OUT FORCE
- STANDARD PACKAGING IN POLYBAGS
- TERMINALS MUST BE CRIMPED PROPERLY FOR
SATISFACTORY LATCHING :
- FOR CRIMPING INSTRUCTIONS, SEE TA-75 AND TA-295
- FOR TERMINAL APPLICATION SEE TA-531.
PRODUCT SPECIFICATION: BUS-12-067.
- THIS HOUSING IS INTENDED FOR USE WITH
MINI PV TERMINAL WITH 22-36 GAUGE WIRE
- RoHS COMPLIANT PRODUCT SPECIFICATIONS :
- MEETS PACKAGING SPECS AS PER GS-14-920
- PRODUCT MEETS EUROPEAN UNION DIRECTIVES
AND OTHER COUNTRY REGULATIONS AS
DESCRIBED IN GS-22-008.
- THE PRODUCT IS NOT INTENDED TO BE EXPOSED
TO A MANUFACTURING SOLDER PROCESS.



mat'l. code SEE NOTES		surface ISO 1302	tolerance ISO 406 ISO 1101	projection	product family BERCONN
ltr	ecn no	dr	date	tolerances unless otherwise specified	title
Y	F12-0064	LMU	12.06.08	.x ±0.3	MINI LATCH DR
AA	B-14321	LMU	13.03.21	.xx ±0.13	POLARIZED HSG 2.54mm
				.xxx ±0.05	dwg no
				scale 5:1	sheet 1 of 2
		dr	L.MULIN	11.01.10	size
		engr	L.MULIN	11.01.10	65846
		chr			A3
		appd	L.MU	11.01.10	type
sheet index	revision sheet	AA	Y		CUSTOMER
		1	2		Drawing



FCIconnect.com

Copyright FCI

PIN STYLE	No. OF POS.	DIM J	DIM K
01	2x12	27.94	30.33
02	2x15	35.56	37.95
03	2x19	45.72	48.11
04	2x22	53.34	55.73
05	2x27	66.04	68.43
06	2x10	22.86	25.25
07	2x07	15.24	17.63
08	2x09	20.32	22.71
09	2x32	78.74	81.13
10	2x05	10.16	12.55
11	2x08	17.78	20.17
12	2x25	60.96	63.35
13	2x30	73.66	76.05
14	2x02	2.54	4.93
15	2x03	5.08	7.47
16	2x04	7.62	10.01
17	2x06	12.70	15.09
18	2x11	25.40	27.79
19	2x13	30.48	32.87
20	2x14	33.02	35.41
21	2x16	38.10	40.49
22	2x17	40.64	43.03
23	2x18	43.18	45.57
24	2x20	48.26	50.65
25	2x21	50.80	53.19
26	2x23	55.88	58.27
27	2x24	58.42	60.81
28	2x26	63.50	65.89
29	2x28	68.58	70.97
30	2x29	71.12	73.51
31	2x31	76.20	78.59
32	2x33	81.28	83.67
33	2x34	83.82	86.21
34	2x35	86.36	88.75
35	2x36	88.90	91.29



FCJconnect.com

Copyright FCJ

mat'l. code		surface ISO 1302 <input checked="" type="checkbox"/>		tolerance ISO 406 ISO 1101		projection 		product family BERCONN		
ltr	ecn no	dr	date	tolerances unless otherwise specified		mm ← mm → scale 5:1		title		
Y	F12-0064	LMU	12.06.08	angles	linear			MINI LATCH DR		
								POLARIZED HSG 2.54mm		
				dr	L.MULIN	11.01.10	dwg no		sheet 2 of	size
				engr	L.MULIN	11.01.10	65846		A3	
				chr			type		CUSTOMER Drawing	
				appd	L.MU	11.01.10				
sheet index	revision sheet									