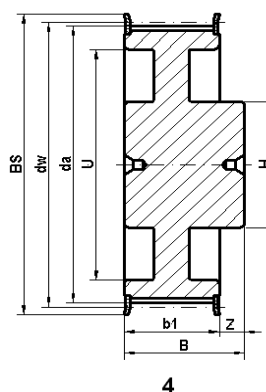
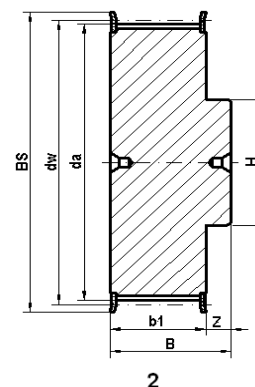


Aluminium - Zahnscheiben mit metrischer Teilung

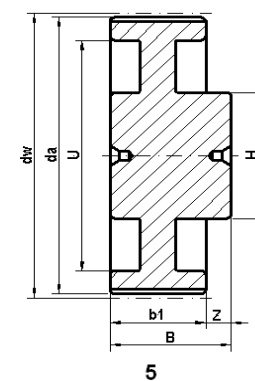
(Riemenbreite 16 mm)

PDM - T10	Anzahl Zähne	Aus-	da Ø mm	BS Ø mm	H Ø mm	b1 mm	B mm	Gewicht kg	Werk- stoff
Bezeichnung									
PDM 31T10/12-2	12	2	36,35	40,00	28,0	21	31,0	0,076	Aluminium
PDM 31T10/14-2	14	2	42,70	46,00	32,0	21	31,0	0,104	
PDM 31T10/15-2	15	2	45,90	50,00	32,0	21	31,0	0,116	
PDM 31T10/16-2	16	2	49,05	55,00	35,0	21	31,0	0,134	
PDM 31T10/18-2	18	2	55,45	62,00	40,0	21	31,0	0,167	
PDM 31T10/19-2	19	2	58,60	67,00	44,0	21	31,0	0,184	
PDM 31T10/20-2	20	2	61,80	67,00	46,0	21	31,0	0,208	
PDM 31T10/22-2	22	2	68,15	73,00	52,0	21	31,0	0,253	
PDM 31T10/24-2	24	2	74,55	80,00	58,0	21	31,0	0,288	
PDM 31T10/25-2	25	2	77,70	84,00	60,0	21	31,0	0,310	
PDM 31T10/26-2	26	2	80,90	88,00	60,0	21	31,0	0,357	
PDM 31T10/27-2	27	2	84,10	88,00	60,0	21	31,0	0,364	
PDM 31T10/28-2	28	2	87,25	94,00	60,0	21	31,0	0,401	
PDM 31T10/30-2	30	2	93,65	98,00	60,0	21	31,0	0,441	
PDM 31T10/32-2	32	2	100,00	108,00	65,0	21	31,0	0,493	
PDM 31T10/36-2	36	2	112,75	118,00	70,0	21	31,0	0,623	
PDM 31T10/40-2	40	4	125,45	129,00	80,0	21	31,0	0,767	
PDM 31T10/44-0	44	5	138,20	-	88,0	21	31,0	0,993	
PDM 31T10/48-0	48	5	150,95	-	95,0	21	31,0	1,090	
PDM 31T10/60-0	60	5	189,10	-	110,0	21	31,0	1,710	



(Riemenbreite 25 mm)

PDM - T10	Anzahl Zähne	Aus-	da Ø mm	BS Ø mm	H Ø mm	b1 mm	B mm	Gewicht kg	Werk- stoff
Bezeichnung									
PDM 40T10/12-2	12	2	36,35	40,00	28,0	30	40,0	0,099	Aluminium
PDM 40T10/14-2	14	2	42,70	46,00	32,0	30	40,0	0,134	
PDM 40T10/15-2	15	2	45,90	50,00	32,0	30	40,0	0,152	
PDM 40T10/16-2	16	2	49,05	55,00	35,0	30	40,0	0,176	
PDM 40T10/18-2	18	2	55,45	62,00	40,0	30	40,0	0,224	
PDM 40T10/19-2	19	2	58,60	67,00	44,0	30	40,0	0,247	
PDM 40T10/20-2	20	2	61,80	67,00	46,0	30	40,0	0,276	
PDM 40T10/22-2	22	2	68,15	73,00	52,0	30	40,0	0,337	
PDM 40T10/24-2	24	2	74,55	80,00	58,0	30	40,0	0,392	
PDM 40T10/25-2	25	2	77,70	84,00	60,0	30	40,0	0,422	
PDM 40T10/26-2	26	2	80,90	88,00	60,0	30	40,0	0,477	
PDM 40T10/27-2	27	2	84,10	88,00	60,0	30	40,0	0,536	
PDM 40T10/28-2	28	2	87,25	94,00	60,0	30	40,0	0,540	
PDM 40T10/30-2	30	2	93,65	98,00	60,0	30	40,0	0,640	
PDM 40T10/32-2	32	2	100,00	108,00	65,0	30	40,0	0,693	
PDM 40T10/36-2	36	2	112,75	118,00	70,0	30	40,0	0,873	
PDM 40T10/40-2	40	4	125,45	129,00	80,0	30	40,0	1,067	
PDM 40T10/44-0	44	5	138,20	-	88,0	30	40,0	1,350	
PDM 40T10/48-0	48	5	150,95	-	95,0	30	40,0	1,516	
PDM 40T10/60-0	60	5	189,10	-	110,0	30	40,0	2,339	

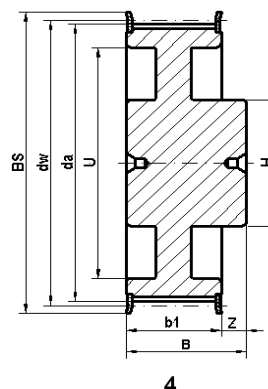
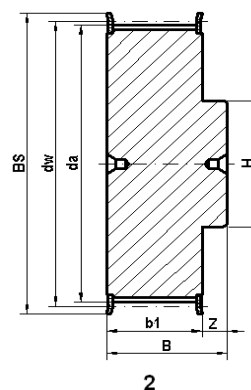




Aluminium - Zahnscheiben mit metrischer Teilung

(Riemenbreite 32 mm)

PDM - T10	Anzahl	Aus-	da	BS	H	b1	B	Gewicht	Werk-
Bezeichnung	Zähne		Ø mm	Ø mm	Ø mm	mm	mm	kg	stoff
PDM 47T10/18-2	18	2	55,45	62,00	40,0	37	47,0	0,253	Aluminium
PDM 47T10/19-2	19	2	58,60	67,00	44,0	37	47,0	0,286	
PDM 47T10/20-2	20	2	61,80	67,00	46,0	37	47,0	0,322	
PDM 47T10/22-2	22	2	68,15	73,00	52,0	37	47,0	0,393	
PDM 47T10/24-2	24	2	74,55	80,00	58,0	37	47,0	0,475	
PDM 47T10/25-2	25	2	77,70	84,00	60,0	37	47,0	0,527	
PDM 47T10/26-2	26	2	80,90	88,00	60,0	37	47,0	0,564	
PDM 47T10/27-2	27	2	84,10	88,00	60,0	37	47,0	0,602	
PDM 47T10/28-2	28	2	87,25	94,00	60,0	37	47,0	0,642	
PDM 47T10/30-2	30	2	93,65	98,00	60,0	37	47,0	0,740	
PDM 47T10/32-2	32	2	100,00	108,00	65,0	37	47,0	0,844	
PDM 47T10/36-2	36	2	112,75	118,00	70,0	37	47,0	1,083	
PDM 47T10/40-2	40	4	125,45	129,00	80,0	37	47,0	1,317	
PDM 47T10/44-0	44	5	138,20	-	88,0	37	47,0	1,611	
PDM 47T10/48-0	48	5	150,95	-	95,0	37	47,0	1,931	
PDM 47T10/60-0	60	5	189,10	-	110,0	37	47,0	3,004	



(Riemenbreite 50 mm)

PDM - T10	Anzahl	Aus-	da	BS	H	b1	B	Gewicht	Werk-
Bezeichnung	Zähne		Ø mm	Ø mm	Ø mm	mm	mm	kg	stoff
PDM 66T10/18-2	18	2	55,45	62,00	40,0	56	66,0	0,422	Aluminium
PDM 66T10/19-2	19	2	58,60	67,00	44,0	56	66,0	0,466	
PDM 66T10/20-2	20	2	61,80	67,00	46,0	56	66,0	0,520	
PDM 66T10/22-2	22	2	68,15	73,00	52,0	56	66,0	0,570	
PDM 66T10/24-2	24	2	74,55	80,00	58,0	56	66,0	0,736	
PDM 66T10/25-2	25	2	77,70	84,00	60,0	56	66,0	0,766	
PDM 66T10/26-2	26	2	80,90	88,00	60,0	56	66,0	0,816	
PDM 66T10/27-2	27	2	84,10	88,00	60,0	56	66,0	0,946	
PDM 66T10/28-2	28	2	87,25	94,00	60,0	56	66,0	0,960	
PDM 66T10/30-2	30	2	93,65	98,00	60,0	56	66,0	1,169	
PDM 66T10/32-2	32	2	100,00	108,00	65,0	56	66,0	1,300	
PDM 66T10/36-2	36	2	112,75	118,00	70,0	56	66,0	1,637	
PDM 66T10/40-2	40	4	125,45	129,00	80,0	56	66,0	1,999	
PDM 66T10/44-0	44	5	138,20	-	88,0	56	66,0	2,357	
PDM 66T10/48-0	48	5	150,95	-	95,0	56	66,0	2,830	
PDM 66T10/60-0	60	5	189,10	-	110,0	56	66,0	4,366	

